

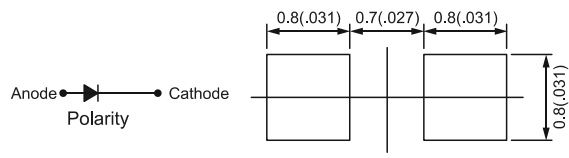
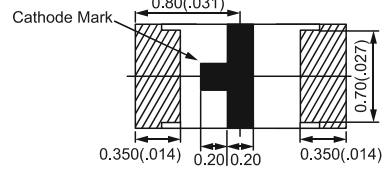
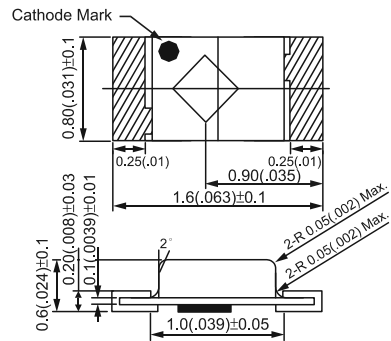
# SURFACE MOUNT CHIP LED LAMPS

## BL-Hxxx6A (0603-0.6mm) Series



Anode Mark For

- BL-HSxx6A
- BL-HDxx6A
- BL-HFxx6A



NOTE:  
 1. All dimensions are in millimeters (inches).  
 2. Tolerance is  $\pm 0.10$  (.004") unless otherwise specified.  
 3. Specifications are subject to change without notice.

**Absolute Maximum Ratings**  
 (Ta=25°C)

	UNIT	SPEC.
IF	mA	20
IFp	mA	100
VR	V	5
Topr	°C	-40~+85
Tstg	°C	-40~+85

Part No.	Chip				Lens Appearance	Electro-optical Data (At 20mA)				Viewing Angle 2θ 1/2 (deg)
	Material	Emitted Color	λp (nm)	λd (nm)		Vf (V)		Iv (mcd)		
						Typ.	Max.	Min.	Typ.	
BL-HJD36A	AlGaInP	Super Orange Red	630	625	Water Clear	2.1	2.6	28.0	50.0	120°
BL-HJB36A	AlGaInP	Super Orange Red	620	615		2.0	2.6	28.0	50.0	
BL-HJE36A	AlGaInP	Super Orange Red	630	620		2.0	2.6	63.0	100.0	
BL-HJF36A	AlGaInP	Super Amber	610	605		2.0	2.6	28.0	50.0	
BL-HKB36A	AlGaInP	Super Yellow	590	587		2.1	2.6	28.0	45.0	
BL-HKC36A	AlGaInP	Super Yellow	590	589		2.0	2.6	63.0	120.0	
BL-HGE36A	AlGaInP	Super Yellow Green	570	570		2.0	2.6	28.0	50.0	
BL-HG436A	InGaN	Bluish Green	505	505		3.5	4.0	63.0	120.0	
BL-HG636A	InGaN	Green	525	525		3.5	4.0	63.0	160.0	

Part No.	Chip				Lens Appearance	Electro-optical Data (At 5mA)				Viewing Angle 2θ 1/2 (deg)
	Material	Emitted Color	λp (nm)	λd (nm)		Vf (V)		Iv (mcd)		
						Typ.	Max.	Min.	Typ.	
BL-HB336A	AllnGaN	Super Blue	460	465-470	Water Clear	2.8	3.2	8.2	15.0	120°
BL-HB536A	AllnGaN	Super Blue	470	470-475		2.8	3.2	8.2	20.0	