
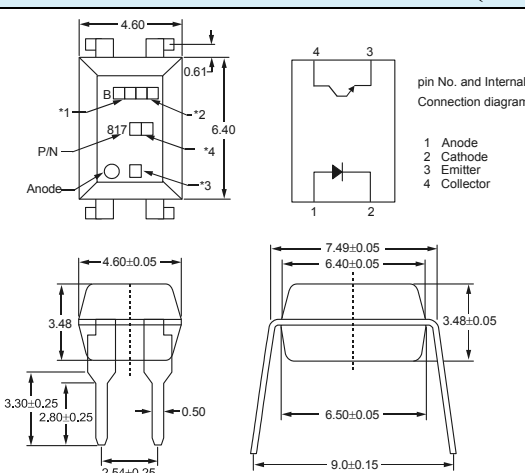


PHOTO COUPLER

Part No.	Rated impulse isolation voltage (V)	Input	Output	Transfer Characteristics		Drawing No.
		Forward Voltage (V)	Collector-Emitter Voltage (V)	Current Transfer Ratio	Isolation Resistance	
BPC-817	6000	1.2	35	50~600	1×10^{11}	L-146
BPC-817S	6000	1.2	35	50~600	1×10^{11}	L-147
BPC-817M	6000	1.2	35	50~600	1×10^{11}	L-148


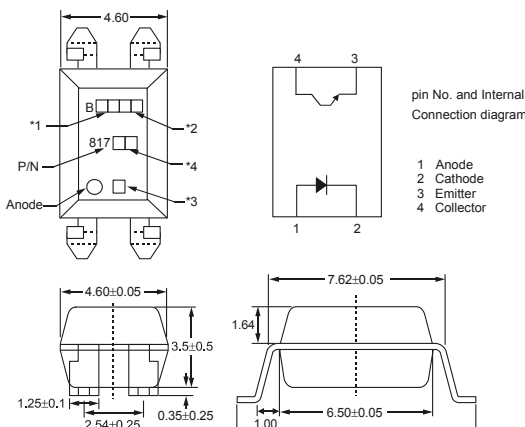
L-146 **BPC-817** (mm)

pin No. and Internal Connection diagram

- Anode
- Cathode
- Emitter
- Collector


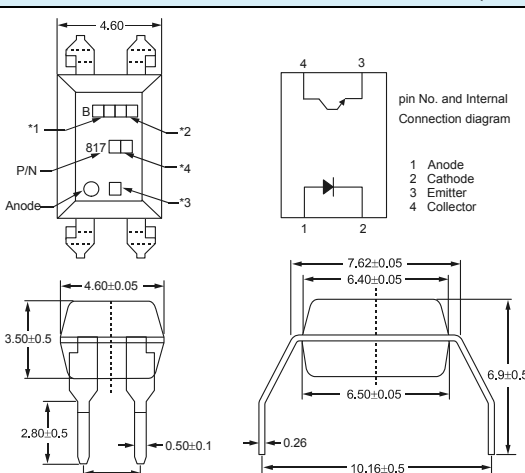
L-147 **BPC-817S** (mm)

pin No. and Internal Connection diagram

- Anode
- Cathode
- Emitter
- Collector

L-148 **BPC-817M** (mm)

pin No. and Internal Connection diagram

- Anode
- Cathode
- Emitter
- Collector

Notes: 1. All dimensions are in millimeters (inches).